

## NAIT MT-36LED 4000K 60W NA

RAL9007 EL.CLASS-I

NAIT street light series offers a quick and safe vertical or side entry installation on poles or consoles from  $\varnothing 42$  to  $\varnothing 60$  mm with a standard equipped 3-pole quick IP66/68 connector or a so-called "Fast Connect System" which allows you to connect the luminaire without opening the fixture. Special and diverse optics of installed LED modules ensure that the luminaire corresponds to various lighting demands under different conditions and requirements. The luminaire offers full flexibility for different lighting demands, for it's equipped with the latest LED drivers with multiple dimming and controlling options.



Durable and robust luminaire housing is made out of high pressure die-cast, high quality aluminum, resistant to vandalism and vibrations and with excellent heat dissipation properties.

Optional implementations with different LED module configurations with optional CCT (2700 K, 3000 K and 4000 K) and excellent illuminance uniformity.

Powder coated with corrosion resistant, polyester paint. The default color is RAL9007. 5 mm safety tempered glass can be easily replaceable.

High-pressure die-cast aluminum spigot for pole/console installation from  $\varnothing 42$  to  $\varnothing 60$  mm is powder coated with polyester, corrosion-resistant paint. Stainless steel washers, nuts and screws. Quick, easy and safe installation. Installation of the luminaire on a pole or a console is secured by two special stainless steel screws (Allen screws). Wide scope of luminaire applications (technical street lighting, lighting of streets and avenues, orientation and security lighting, industrial lighting, and lighting of parks and car lots).

### PRODUCT DATA

#### GENERAL INFORMATION

Number of light sources	36 xCree XP-G3
Lamp family name	MT-36LED
Light source color (CCT)	4000 K
LED source replaceable	Yes
Nominal power	60 W
Luminous flux	8098,7 lm
LED driving current	550 mA
Luminous efficacy	134,0 lm/W
El. protection class IEC	Class I, (Class II on request)
Connecting	IP66/68 3 or 5 pole fast connector
Certification	ENEC mark, CE
Light regulation	Prepared for dimming

Optic type outdoor	OPTICS-NA
CRI	$\geq 70$
Luminaire fixation bolts	INBUS; M8
Serviceability class	Luminaire is equipped with serviceable parts - (when applicable): LED module, LED driver, optics, front glass cover and mechanical parts.
<b>LIGHT TECHNICAL DESCRIPTION</b>	
Tilt angle post-top	$0^\circ / \pm 5^\circ / \pm 10^\circ / \pm 15^\circ$
Tilt angle side entry	$0^\circ / \pm 5^\circ / \pm 10^\circ / \pm 15^\circ$

## PRODUCT DATA

### OPERATING AND ELECTRICAL

Input voltage	220...240 V, 50-60 Hz
Total connected power	60,43 W

### CONTROLS AND DIMMING

Dimmable	YES (various options)
CLO (constant lumen output)	Available

### MECHANICAL AND HOUSING

Housing material	High pressure die-cast aluminum
Optic material	PMMA
Optical cover	Tempered glass (5 mm)
Mounting device	Spigot for diameter 42-60 mm
Fixation type	Post top / side entry

### APPROVAL AND APPLICATION


Ingress protection code	IP66
Mech. impact protection	IK09
Surge protection	10 kV

### APPLICATION CONDITIONS

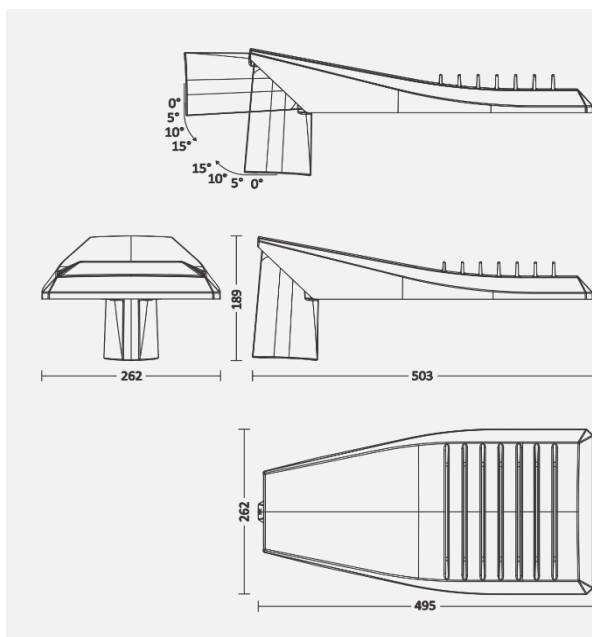
Ambient temp. range	-40 to +55 °C
Average ambient temp.	Ta=55 °C

### ORDERING DATA

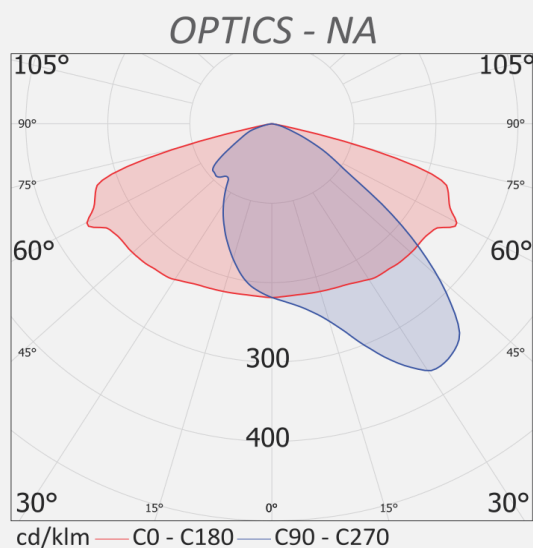
Full order code	3303406007101
Order product name	NAIT MT-36LED 4000K 60W NA RAL9007 EL.CLASS-I
Quantity per pack	1
Net weight (piece)	6,25 kg



### DIMENSIONAL DRAWING



### PHOTOMETRIC DATA



Made  
in  
**SLOVENIA**



Mines Team d.o.o., Na Logu 14, SI-5220 Tolmin, Slovenia  
<http://www.mt-light.si> | E: info@mt-light.si  
T: +386 (05) 38 00 340